




**MATERIALS AND TECHNOLOGY
FOR TYRE RETREADING**

**AMBERWAY™
truck**

01 IV 2006



Precured treads



K5

<i>cod.</i>	<i>base width</i>	<i>tread depth</i>	<i>weight kg/m</i>
8	205	16	-




K6

<i>cod.</i>	<i>base width</i>	<i>tread depth</i>	<i>weight kg/m</i>
7	195	15	3,4
8	208	15	3,6




K7

<i>cod.</i>	<i>base width</i>	<i>tread depth</i>	<i>weight kg/m</i>
8	205	14	3,5
9	215	14	3,7
10	230	15	4,2



K8

<i>cod.</i>	<i>base width</i>	<i>tread depth</i>	<i>weight kg/m</i>
10/wing	230/250	16,5	4,6



K15

<i>cod.</i>	<i>base width</i>	<i>tread depth</i>	<i>weight kg/m</i>
1	135	12	1,7



K76

<i>cod.</i>	<i>base width</i>	<i>tread depth</i>	<i>weight kg/m</i>
1	135	13	1,8



K144

<i>cod.</i>	<i>base width</i>	<i>tread depth</i>	<i>weight kg/m</i>
6	180	14	2,8



K9

<i>cod.</i>	<i>base width</i>	<i>tread depth</i>	<i>weight kg/m</i>
	240	20	-
12	250	20	5,6



K30

<i>cod.</i>	<i>base width</i>	<i>tread depth</i>	<i>weight kg/m</i>
8	200	18	3,5
10,5	235	19	3,6




K31

<i>cod.</i>	<i>base width</i>	<i>tread depth</i>	<i>weight kg/m</i>
11	240	22	5,5



K31A

<i>cod.</i>	<i>base width</i>	<i>tread depth</i>	<i>weight kg/m</i>
12	250	20	5,45
12,5	260	21	6,25




K43

<i>cod.</i>	<i>base width</i>	<i>tread depth</i>	<i>weight kg/m</i>
8	205	17	3,7
10	230	17	4,7




K45

<i>cod.</i>	<i>base width</i>	<i>tread depth</i>	<i>weight kg/m</i>
4	160	12	-




K47

<i>cod.</i>	<i>base width</i>	<i>tread depth</i>	<i>weight kg/m</i>
11	240	18	4,9
12	250	19	5,1



K48

<i>cod.</i>	<i>base width</i>	<i>tread depth</i>	<i>weight kg/m</i>
10	230	19	5,2
11	240	19	5,25
12,5	255	16	4,5
13	270	18	5,65



K49

<i>cod.</i>	<i>base width</i>	<i>tread depth</i>	<i>weight kg/m</i>
12,5/wing	260/290	17,5	5,3
13/wing	270/300	17,5	5,5



K50

<i>cod.</i>	<i>base width</i>	<i>tread depth</i>	<i>weight kg/m</i>
10,5	235	20	-
12	250	20	5,9



K65

<i>cod.</i>	<i>base width</i>	<i>tread depth</i>	<i>weight kg/m</i>
9	220	18	4,2
10,5	235	18	5,1
12	250	18	5,4




K7A

<i>cod.</i>	<i>base width</i>	<i>tread depth</i>	<i>weight kg/m</i>
14/wing	287/320	13	4,2
15/wing	295/335	12	5



K18

<i>cod.</i>	<i>base width</i>	<i>tread depth</i>	<i>weight kg/m</i>
15 wing	295/325	14	5,4



K21

<i>cod.</i>	<i>base width</i>	<i>tread depth</i>	<i>weight kg/m</i>
14	287/320	12	4,7
* 16	320/355	12	-



K27

<i>cod.</i>	<i>base width</i>	<i>tread depth</i>	<i>weight kg/m</i>
18/wing	320/360	15	5,4
20	360	15	5,6



K164

<i>cod.</i>	<i>base width</i>	<i>tread depth</i>	<i>weight kg/m</i>
14 wing	287/320	12	4,4
15	295	15	5,4





Krajewski & Krajewski s.j.

RUBBER COMPANY

ul. Ciężkowicka 130, 43-600 Jaworzno, POLAND

tel. +48 32 6161002, 6161296

fax. +48 32 6167944

www.amberway.pl

amberway@amberway.pl

krajewskikrajewski@amberway.pl